

RF Power Meter

RFM3000 Series



The RFM3000 Series of meters work in combination with B&K Precision's RFP3000 Series of USB RF Peak Power Sensors to extend their capabilities and eliminate the need for a remote computer. This benchtop solution supports capturing, displaying, and analyzing peak and average RF power in both the time and statistical domains through an intuitive, multi-touchscreen display.

Two on-screen markers can be dragged over a waveform for greater measurement details. A selection of useful trigger options and channel synchronization settings provide the perfect tool set for working with multiple channel measurements.




Features and benefits

- Compatible with RFP3000 Series USB RF Peak Power Sensors
- Capture/display/analyze peak and average power
- Independent or synchronous multi-channel measurements (up to 4 channels)
- Trigger synchronization
- Test source for sensor verification
- Display 16 common power measurements
- Ethernet: 10/100/1000 BaseT; HiSLIP
- Supports SCPI-1999.0
- HDMI output for mirror display
- Sensors can be used as standalone instruments

Model	RFM3002	RFM3004	RFM3002-GPIB	RFM3004-GPIB
Configuration	2 Channels	4 Channels	2 Channels with GPIB	4 Channels with GPIB

Measurement modes

Measurement modes can be quickly changed from Continuous to Pulse or Statistical modes with one touch.



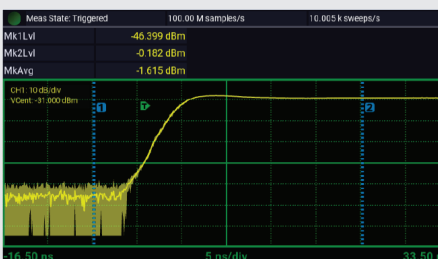
Continuous mode

For simple, intuitive measurements of repetitive waveforms, the RFM3000 Series Continuous Mode of operation provides a numeric display of average, maximum and minimum signal powers.



Pulsed mode

Analysis of fast-rising single pulses or pulses with short pulse repetition intervals (PRIs) requires an instrument with sophisticated trigger and data acquisition capability. Within Pulsed Mode, more than 16 pulse parameters can be measured.



Statistical mode

Complementary Cumulative Distribution Function or CCDF plot shows the rate of occurrence of a specific crest factor for signals, such as those used in 5G, 4G/LTE, and Wi-Fi applications.



Addressing RF communications and radar measurement challenges

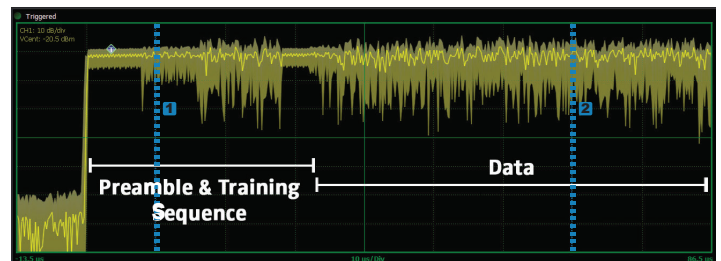
Wi-Fi and wireless communication signal analysis

Characterization and compliance testing of Wi-Fi and LTE chipsets and devices involves significant challenges for design and test engineers. With multiple-input, multiple-output (MIMO) architectures and channel bandwidths up to 160 MHz, testing is complex, especially when measuring RF power per channel and time alignment between channels. The RFM3000 Series enables packet power measurements to be performed independently on multiple synchronous or asynchronous transmit chains with a common timebase shared among sensors.



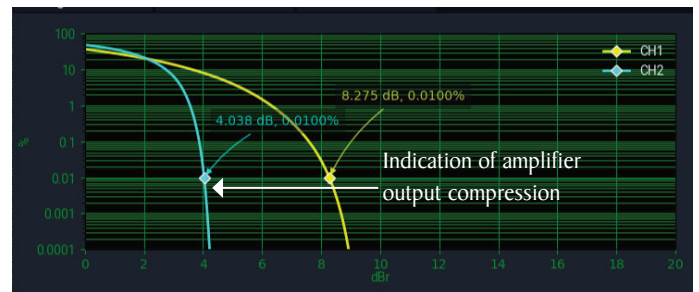
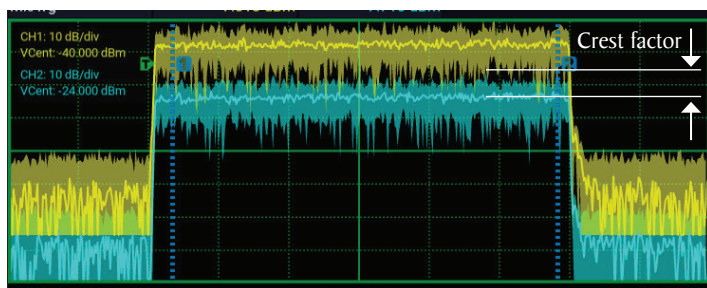
Between marker measurements

Use markers to define a portion of the waveform on which to make measurements. "Between Marker" measurements are ideal for monitoring specific portions of a packet over long intervals.



Peak-to-average power

By comparing the peak-to-average power ratio, or crest factor (CF), of input and output signals of an RF transmission chain, engineers can assess circuit linearity. Additional insight can be provided with the RFM3000 Series statistical mode Complementary Cumulative Distribution Function (CCDF) plot displaying the rate of occurrence of a specific CF. As an amplifier output compresses, the CF will reduce and the CCDF plot will move left.



Addressing radar measurement challenges

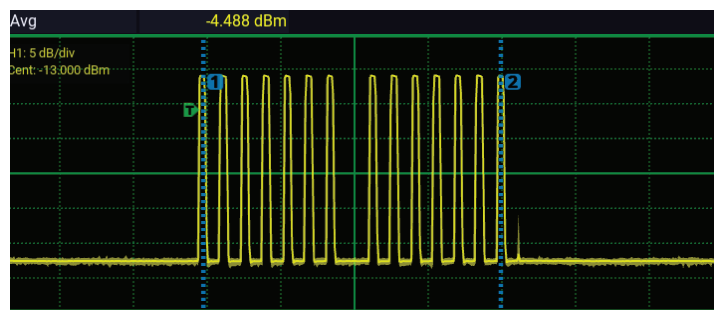
Secondary Surveillance Radar (SSR)

Design, verification, troubleshooting and maintenance of secondary surveillance radar (e.g. IFF-based radar) has never been more demanding.



Secondary Surveillance Radar (SSR)

Proper design and operation of SSR systems is critical to the safety and security of aviation. The RFM3000 Series can be used to easily and accurately capture SSR waveforms. Markers enable measurements on specific portions of the waveform.



Rise time and resolution

Industry-leading rise time (< 3 ns) enables characterization of the most demanding radar signals.

Utilize the superior 100 ps time resolution to zoom and uncover signal characteristics that might otherwise be missed.

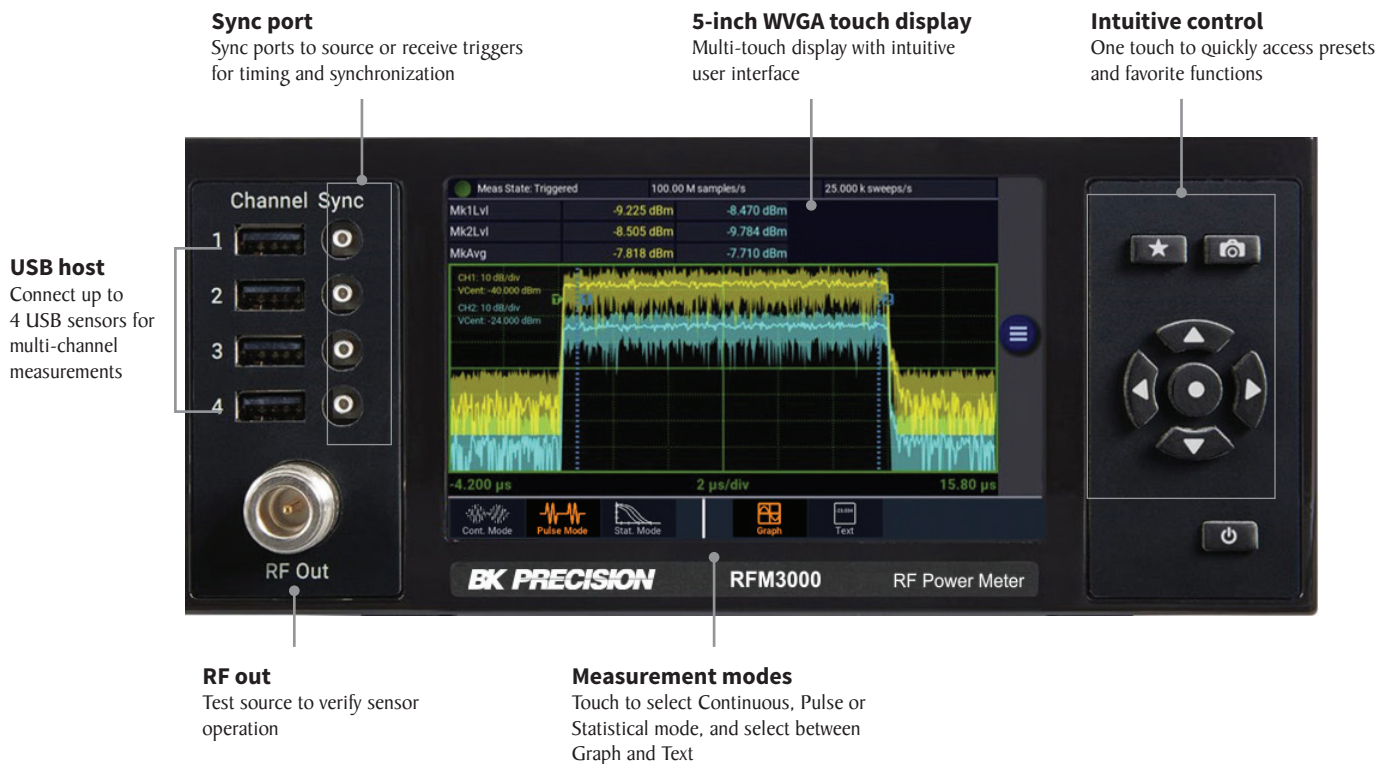


Pulse measurements


Users can take advantage of the RFM3000 Series automated pulse measurement feature to measure and calculate 16 common power and timing parameters and display the parameters of interest: rise-time, fall time, pulse width, off-time, period, pulse repetition frequency, duty cycle, pulse peak, pulse overshoot, pulse average, waveform average, top level power, droop, bottom level power, edge delay, and pulse edge skew between channels.

Param	CH1	CH2
Width	30.080 μ s	30.012 μ s
Rise	21.061 μ s	21.132 μ s
Fall	22.395 μ s	23.404 μ s
Period	999.77 μ s	999.89 μ s
PRF	1.0002 kHz	1.0001 kHz
Duty	3.01%	3.00%
Offtime	969.69 μ s	969.88 μ s
WavAv	-14.158 dBm	-5.348 dBm
PulsAv	0.484 dBm	9.445 dBm
PulsPk	1.327 dBm	10.098 dBm
OvrSht	0.290 dB	0.110 dB

Front panel



Rear panel



Specifications

RFM3000 Series	
Channels	2 or 4 channels
Display	
Display Size	5-inch WVGA multi-touch display with intuitive graphical user interface
Display Modes	Graph (power vs time) - Numeric (numeric data) - Statistical measurements - CCDF Automatic measurements (pulse, statistical, and marker measurements)
Marker Measurements (in Graph view)	
Markers (vertical cursors)	Settable in time relative to the trigger position
Marker Independently	Avg, Min and Max Power at a specified time offset
Interval Between Markers	Avg, Min and Max Power over the defined interval
Pair of Markers	Ratio of power values at each marker
Pulse Mode	
Automatic Measurements	Pulse rise-time - Pulse fall-time - Pulse width - Pulse off-time - Pulse period - Pulse repetition frequency Pulse duty cycle - Waveform average - Pulse peak - Pulse average - Pulse overshoot - Pulse droop Top level power - Bottom level power - Edge delay - Pulse edge skew between channels
Statistical Mode	
Automatic Measurements	Peak power - Average power - Minimum power - Peak to average ratio - Dynamic range Percent at cursor - Crest factor at cursor - Crest factor at various percents
Trigger	
Synchronization	Internal trig distribution
Mode	Normal, Auto, Auto Pk-to-Pk, Free Run
Source	Any connected RTP Series sensor (via SMB's) or rear panel external trigger
Internal Level Range	-40 dBm to +20 dBm (sensor dependent)
External Level Range	± 5 volts or TTL
Slope	+ or -
Hold-off, Min Pulse Width, Max Trigger Rate	Sensor and timebase dependent
Time Base	
Time Base Resolution, Range, Accuracy	Sensor dependent
Time Base Display	Sweeping or roll mode
Trigger Delay Range	Sensor dependent
Trigger Delay Resolution	0.02 divisions

Specifications (cont.)

Note: All specifications apply to the unit after a temperature stabilization time of 15 minutes over an ambient temperature range of 23 °C ± 5 °C. Specifications are valid for single unit operation only.

RFM3000 Series		
Inputs/Outputs (front panel)		
USB with SMB trigger port	4 ports USB2.0: Type A receptacle, 4 ports SMB(f)	
Test Source (optional rear panel placement)	50 MHz	1.00 mW (0 dBm) ± 2.3% (0.1 dB) typical
Inputs/Outputs (rear panel)		
LAN	10/100 Ethernet: RJ-45 modular socket	
USB with SMB trigger port	4 ports USB2.0: Type A receptacle, 4 ports SMB(f)	
Remote Control		
Command Set	SCPI-I999.0	
LAN	Ethernet: 10/100/1000 BaseT; HiSLIP	
GPIB	Optional	
Regulatory Compliance		
CE compliance with the following European Union directives	Low Voltage Directive: 2014/35/EU, RoHS Directive: EU 2015/863, WEEE Directive 2012/19/EU, and Electromagnetic Compatibility Directive (EMC): 2014/30/EU	
Construction	Manufactured to the intent of MIL-PRF-28800F, Class 3	
General		
AC Power	Rated Voltage	100 to 240 VAC
	Voltage Range	90 to 264 VAC
	Rated Frequency	50/60 Hz
	Frequency Range	47 to 63 Hz
Power Consumption	60 W (70 VA) max, 30 W (35 VA) nominal with no external peripheral devices attached	
Operating Temperature	0 to 50 °C (32 to 122 °F)	
Storage Temperature	-40 to +70 °C (-40 to 158 °F)	
Humidity	95% maximum, non-condensing	
Altitude Operation	up to 15,000 feet (4,575 m)	
Warranty	3 Years	
Dimensions (excluding connectors) (H x W x D)	3.5" x 8.3" x 11.2" (89 x 211 x 284 mm)	
Weight	4.8 lbs (2.2 kg)	
Included Accessories	Power cord	

Note: This instrument is designed for indoor use only.

Specifications

Ordering Information

RFM3000 Series

RFM3002	RF Power Meter with 2 active channels
RFM3004	RF Power Meter with 4 active channels
RFM3002-GPIB	RF Power Meter with 2 active channels and GPIB
RFM3004-GPIB	RF Power Meter with 4 active channels and GPIB

High-performance USB power sensors

The RFM3000 Series Power Meter utilizes RFP power sensors with industry leading performance and capabilities. All RFP sensors incorporate Real-Time Power Processing technology, which virtually eliminates gaps in measurement suffered by other power sensors and enables industry leading measurement speeds. In terms of RF performance, the RFP3000 Series Real-Time Peak Power Sensors are the fastest responding sensors with 3 ns rise times and 195 MHz of video bandwidth.

RFP3000 Series real-time peak power sensors

- 50 MHz to 6 GHz, 18 GHz and 40 GHz peak power RF sensors
- Up to 195 MHz video bandwidth with 3 ns rise time
- Crest factor and statistical measurements (e.g., CCDF)
- 10 GS/s effective sample rate
- Real-Time Power Processing technology with virtually zero measurement latency
- 100,000 measurements per second
- 80 dB dynamic range
- Synchronized multi-channel measurements



For more information on the RF sensors see the RFP3000 Series data sheet

About B&K Precision

For more than 70 years, B&K Precision has provided reliable and value-priced test and measurement instruments worldwide.

Our headquarters in Yorba Linda, California houses our administrative and executive functions as well as sales and marketing, design, service, and repair. Our European customers are most familiar with B&K through our French subsidiary, Sefram. Engineers in Asia know us through our B+K Precision Taiwan operation. The independent service centers in Singapore and Brasil service customers in Singapore, Malaysia, Vietnam, Indonesia and South America, respectively.



● B&K Precision group member ● Independent service center ● Service center location

Quality Management System

B&K Precision Corporation is an ISO9001 registered company employing traceable quality management practices for all processes including product development, service, and calibration.

ISO9001:2015

Certification body NSF-ISR
Certificate number 6Z241-IS8



Video Library

View product overviews, demonstrations, and application videos in English, Spanish and Portuguese.

<http://www.youtube.com/user/BKPrecisionVideos>

Product Applications

Browse all of our supported product and mobile applications.

<http://bkprecision.com/product-applications>